

# puffer:fish

Puff it up.  
Push your sound.

---

Welcome to puffer:fish	3
Install	4
Authorization	5
User Interface	6
Saturation Characters	7
Settings	10

puffer:fish is a free saturation plug-in that brings playfulness back into the mixing workflow, because not every creative moment needs reason and severity. Sometimes creative minds just want to push things and see what happens. Despite its lighthearted approach, puffer:fish delivers the same high sound standards sonible is known for.

Nothing fishy going on. Just great sounding saturation you can play with all day.

## System requirements

### CPU

Intel Core i5  
AppleM1  
RAM  
4GB

### Operating systems

Windows 10+ (64 bit)  
Mac OS 10.14+

OpenGL Version 3.2+



You will need admin privileges to successfully install the puffer:fish plug-in.

## Mac OSX

To start the installation process, please open the disk image [sonible\\_pufferfish\\_osx\\_x.x.x.dmg](#). This will mount the image and open a finder window showing the content of the installation package.

To install puffer:fish on your system, run the installation file [pufferfish.pkg](#).

The installer will now guide you through the necessary steps to install puffer:fish on your computer. puffer:fish will automatically be installed in the default locations for audio plug-ins.

Default folders:

### Audio Unit

/Library/Audio/Plug-Ins/Components/

### VST

/Library/Audio/Plug-Ins/VST/

### VST3

/Library/Audio/Plug-Ins/VST3/

### AAX

/Library/Application Support/Avid/Audio/Plug-Ins/

## Windows

To start the installation process, extract the downloaded zip-file [sonible\\_pufferfish\\_win\\_x.x.x.zip](#) onto your hard disk and run the installer.

The installer will now guide you through the necessary steps to install puffer:fish on your computer. puffer:fish will automatically be installed in the default locations for audio plug-ins.

Default folders:

### VST3

C:\Program Files\Common Files\VST3\

### VST

C:\Program Files\Common Files\VST\

### AAX

C:\Program Files\Common Files\Avid\Audio\Plug-Ins

## Licensing system

puffer:fish comes with a machine-based license.

By creating a user account on [www.sonible.com](http://www.sonible.com) and registering your products – if they are not already visible in your Dashboard, you can manage your plug-in activations.

### Machine-based

Each license key allows you to install puffer:fish on two computers with unique system IDs. These system IDs are computed during license activation.

The same license can be used by multiple users, but each user has to individually unlock the full version of puffer:fish under their account.

In case a system-ID is changed (e.g. replacement of the hard drive), you can revoke/activate the plug-in next to the respective system-ID in the Dashboard of your sonible user account.

## Unlocking

If you got a license for puffer:fish in our online shop, you will receive your license key via email.

### Machine-based unlocking

When opening puffer:fish for the first time, a notification window will be displayed asking you to unlock puffer:fish with a valid license key.

Please make sure that your computer is connected to the internet before starting the registration process.

Enter your license key and click „register.“ The plug-in will now communicate with our server to check if the license is valid. If it is – enjoy! :)

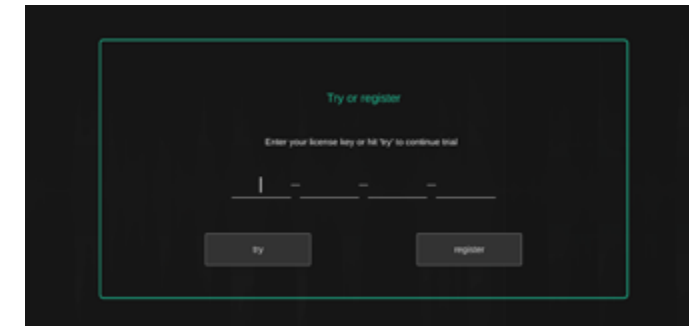
If you don't receive the email within minutes please check your junk folder first before contacting our support ([support@sonible.com](mailto:support@sonible.com)).

## Trial version

To run puffer:fish in demo-mode, simply click "try" and you will then be able to use puffer:fish for a couple of days. When the demo period expires, you will need to head to our shop and get the full license for free in order to continue using the plug-in.

### Internet connection requirements

sonible plug-ins only needs an internet connection during the trial period and for initial license activation. During the trial period, the plug-in needs to go online every time it is used. Once the license of your plug-in has successfully been activated, an internet connection is no longer needed.



### My Licenses

XXXXX-XXXXX-XXXXX-XXXXX [Register license key](#) [Need help?](#)

Product	License Key	Type	Description	Status	Date	Action
puffer:fish <a href="#">Download</a>	XXXX-XXXX-XXXX-XXXX	PC	XXXXXX	active	2000-00-00	<a href="#">revoke</a>



### Settings

Find general settings and your license info here.

### Puffiness

Feed the fish. More puffiness means more harmonics, more density, more attitude.

### Character

Pick your fish personality. From smooth and friendly to buzzing chaos or full-on spiky rebellion.

### Deflate

Controls the output level after applying the effect. Since puffer:fish increases level through saturation, the Deflate parameter lets you compensate for these changes and keep your gain staging under control.

### Bybass

Let the fish hold its breath. Instantly compare dry and puffed-up sound.

## Tinyfin

Tinyfin is all about gentle saturation that adds warmth, depth, and sonic richness. On a technical level, it introduces soft harmonics that thicken the signal and enhance perceived loudness, all while staying musical and controlled.

Creatively, it is the character you reach for when you want your sound to feel more alive, more confident, and more finished.

Tinyfin works beautifully on vocals, pads, guitars, keys, and buses where cohesion matters more than aggression. It supports. And somehow, everything feels better.

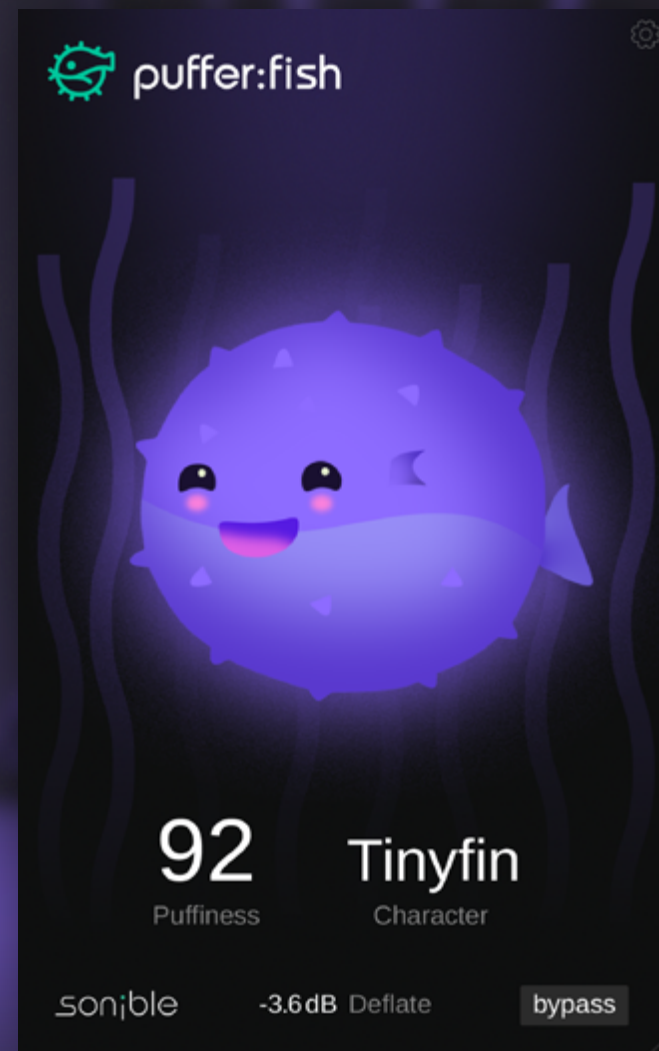
**Grittiness**



**Fishiness**



**Smoothness**



## Spikeskin

Spikeskin does not believe in subtlety. It brings bold, edgy energy to your sound. Designed for moments when clean feels a little too polite, Spikeskin pushes saturation into gritty, expressive distortion.

Harmonics stack fast, transients get sharper, and the sound becomes raw, gritty, and aggressive. Spikeskin is about attitude. About forcing sound to the brink and loving the tension.

Perfect for drums that need to hit harder, basses that need to snarl, synths that need to scream, or any sound that should feel dangerous.

**Grittiness**



**Fishiness**



**Smoothness**



## Twitchgill

Twitchgill starts warm, but the harder you push it, the more unpredictable things become. This is where saturation turns into character and personality starts to show.

Twitchgill adds harmonics that react dynamically to the input signal, creating movement, grit, and edge. At lower settings it can add life and presence. Push it further and the sound begins to twist, buzz, and bite back.

Drums, basses, synths, loops, and sound design all come alive when Twitchgill is in charge. It invites you to keep turning the knob just a little more.

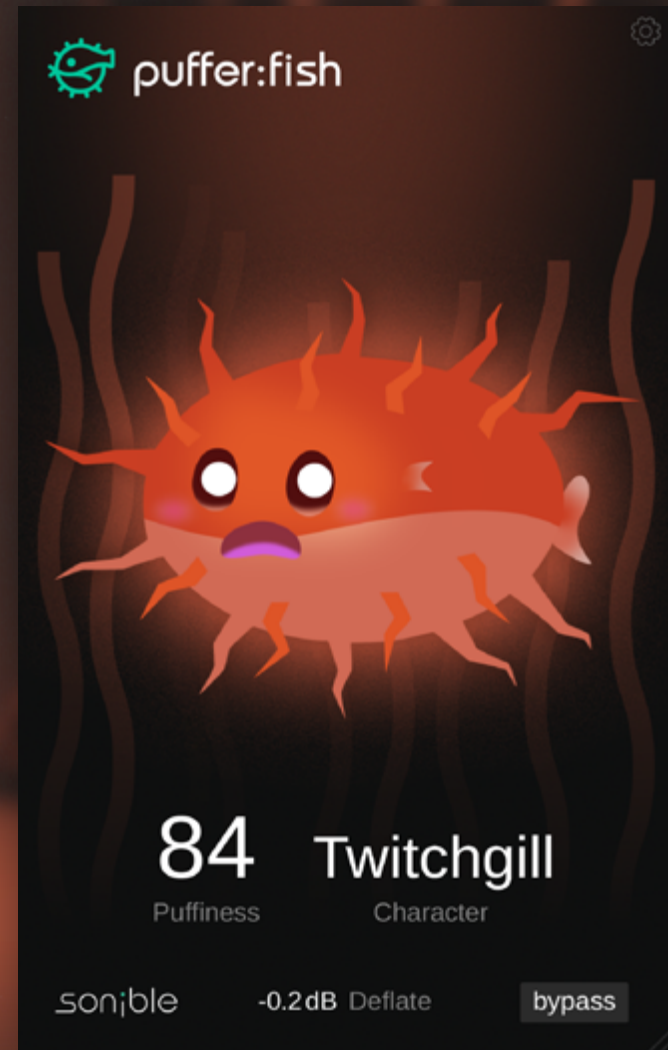
**Grittiness**



**Fishiness**



**Smoothness**



To visit the settings page, click the cogwheel in the upper right corner.

## Show tooltips

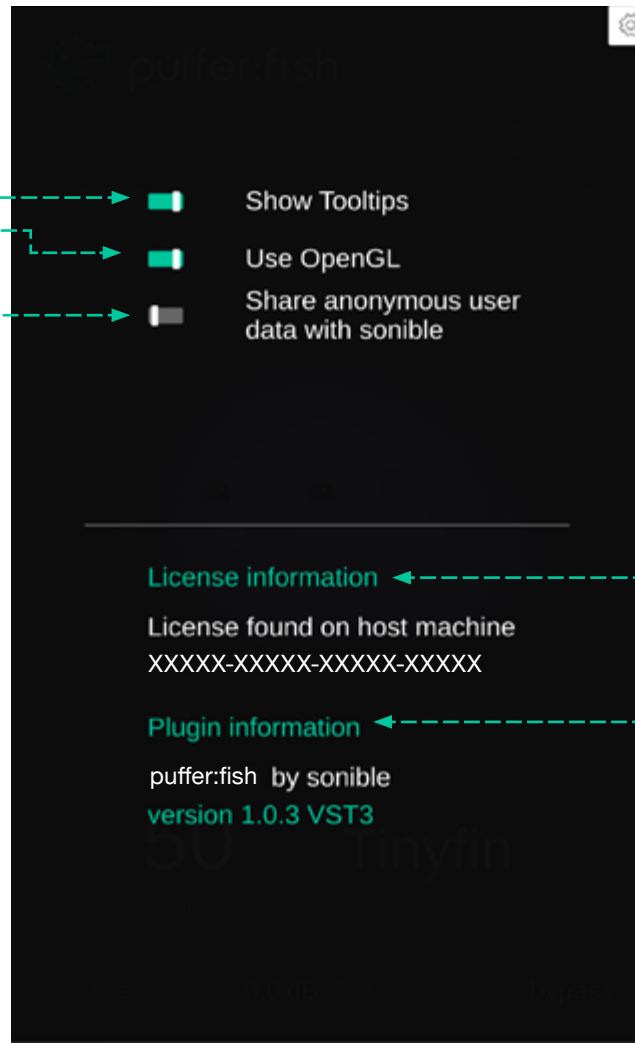
Enable/Disable tooltips on hover.

## Use OpenGL

OpenGL might cause rendering issues on certain computer hardware. Use this option to disable OpenGL.

## Share anonymous user data with sonible

Enable to share fully anonymous user data with sonible and help us improve our plug-ins.



## Plug-in & Licensing Information

Here you can find the name and version of your plug-in as well as the license key.

## Update notice

When a new version of the plug-in is available, you'll receive a notification here and it's also indicated by a little dot on the cogwheel in the main view of puffer:fish. Click on the green text to download the latest version.

[www.sonible.com/pufferfish](http://www.sonible.com/pufferfish)

All specifications are subject to change without notice.

©2026, sonible GmbH. All rights reserved.  
Engineered & designed by sonible in Austria.

sonible GmbH  
Haydngasse 10/1  
8010 Graz  
Austria  
[contact@sonible.com](mailto:contact@sonible.com)

[www.sonible.com](http://www.sonible.com)